



FG Inline duct fans

Low to moderate airflow metal fans for various applications

- Durable, leak-free, low-noise operation
- Suitable for indoor installations
- Mount the fan at any angle/direction within the ductwork
- Built-in thermal overload protection with automatic reset
- Operable in air stream temperatures up to 140°F
- Mounting bracket and hardware included
- 5-year factory warranty

[Find more details in our online catalogue](#)

Airtight Design

The two-piece stamped, galvanized construction of the housing ensures durable, leak-free, and low-noise operation.

Versatile Application

Suitable for exhaust and supply air, making it ideal for commercial and residential ventilation applications.

Simple Installation

Mounting brackets and hardware are included, facilitating easy installation within ductwork at any angle or direction.

Simple maintenance

With no maintenance required to the fan, ventilation systems with an FG fan perform year after year as intended.

Certifications



AMCA Worldwide Certified Ratings: Air Performance

Systemair certifies that the model shown herein is licensed to bear the AMCA Seal. The ratings shown are based on tests and procedures performed in accordance with AMCA Publication 211 and comply with the requirements of the AMCA Certified Ratings Program. Check the AMCA Certified and Listed Product Search for our products.



HVI Certified

HVI certification is a voluntary third-party certification programme to verify performance of residential ventilation products, in accordance with HVI/ANSI consensus test standards. Visit the HVI-Certified Products Directory to learn more.



UL Listed

This product is Listed by UL. UL has rigorously tested and confirmed that this product meets all of their stringent requirements. Search the UL Product iQ directory for more information about our listed products.

Technical parameters

Nominal data

Voltage (nominal)	120	V
Frequency	60	Hz
Phases	1~	
Input power	148	W
Input current	1.27	A
Impeller speed	2932	rpm
Air flow	max. 485	cfm
Temperature of transported air	max. 140	°F

Protection/Classification

Enclosure class, motor	IP44
Insulation class	B

Dimensions and weights

Duct dimension; Circular, inlet	6	in.
Duct dimension; Circular, inlet	6	in.
Duct dimension; Circular, outlet	6	in.
Duct dimension; Circular, outlet	152	mm
Weight	9.1	lb

Optional

Duct connection type	Circular
Motor type	AC
Material	Metal

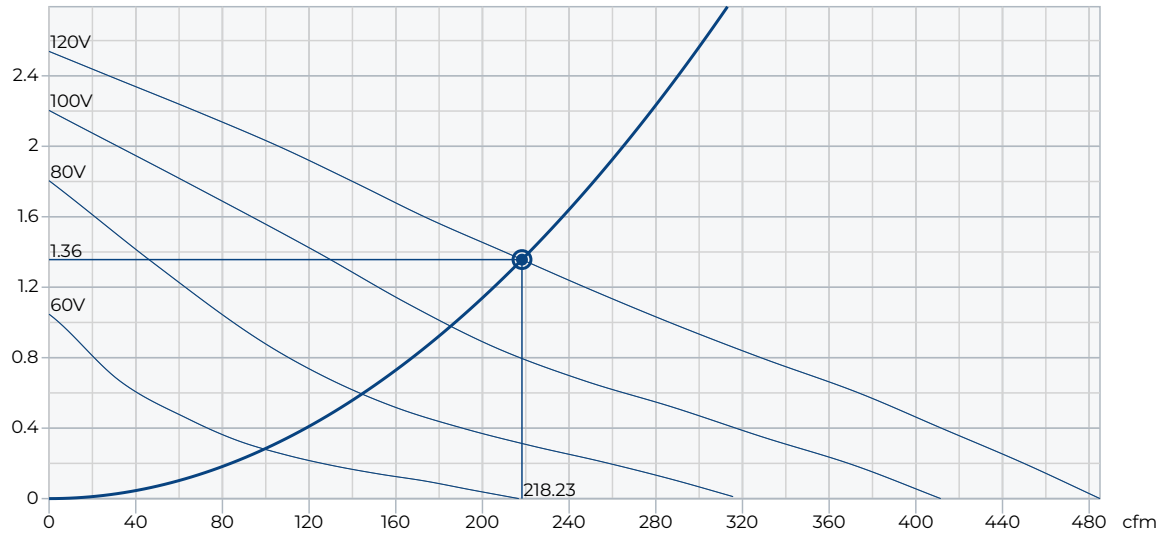
Performances

HVI Certified Rating(s)		
Static Pressure (In. Wg.)	Rated Airflow (CFM)	Rated Power (Watts)
0.20	450	145

Performance

Performance curve

in. wg.

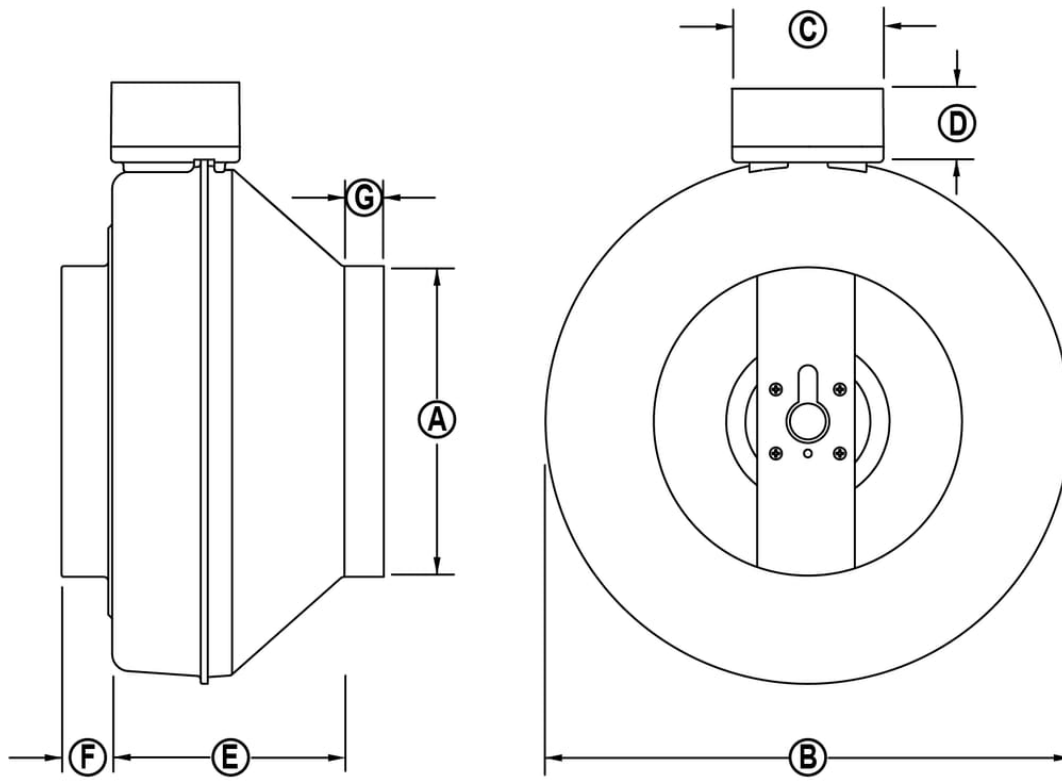


Performance data

Required air flow	218 cfm
Required static pressure	1.36 in. wg.
Working air flow	218 cfm
Working static pressure	1.36 in. wg.
Air density	0.075 lb/ft ³
Power	141 W
Fan control - RPM	2,862 rpm
Current	1.20 A
Airflow efficiency	1.6 cfm/W
Supply voltage	120 V

Sound power level		63	125	250	500	1k	2k	4k	8k	Total
Inlet	dB(A)	32	53	58	71	69	67	64	58	75
Outlet	dB(A)	43	46	62	68	68	67	64	57	73

Dimension

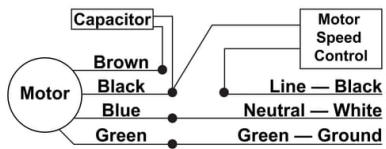


Model	A	B	C	D	E	F	G
4	4 (102)	8-1/2 (216)	3-3/4 (95)	2 (51)	6-1/2 (165)	1 (25)	1 (25)
4XL	4 (102)	9-3/4 (248)	3-3/4 (95)	2 (51)	6-15/16 (176)	1 (25)	1 (25)
5	5 (127)	8-5/8 (219)	3-3/4 (95)	2 (51)	6-1/2 (165)	1 (25)	1 (25)
5XL	5 (127)	9-3/4 (248)	3-3/4 (95)	2 (51)	6 (152)	1-1/8 (29)	1-1/8 (29)
6	6 (152)	11-3/8 (289)	3-3/4 (95)	2 (51)	6-1/4 (159)	1 (25)	7/8 (22)
6XL & 6M	6 (152)	13-1/8 (333)	3-3/4 (95)	2 (51)	7 (178)	1 (25)	1 (25)
8	8 (203)	13-1/4 (337)	3-3/4 (95)	2 (51)	6 (152)	1 (25)	1 (25)
8XL	8 (203)	13-1/4 (337)	3-3/4 (95)	2 (51)	6 (152)	1-1/8 (29)	1 (25)
10	10 (254)	13-1/4 (337)	3-3/4 (95)	2 (51)	4-3/4 (121)	1-1/8 (29)	1 (25)
10XL	10 (254)	13-1/4 (337)	3-3/4 (95)	2 (51)	4-13/16 (122)	1-1/4 (32)	1 (25)
12XL	12 (305)	16 (406)	3-3/4 (95)	2 (51)	6-11/16 (170)	1-1/2 (38)	1 (25)

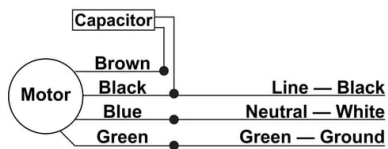
Dimensions are in inches (mm).

Wiring

**To Connect to a
Motor Speed Controller**



**To Connect Without an
External Motor Speed Controller**



AHU Accessories

- ADC 6 Shut-off Damper w Motor (44967)
- FC 6 Mounting Clamps (2 pcs) (411120)
- FIDT 6 Insulated Flex Duct (411064)
- IPF05 Speed control (484164)
- LD 6 Silencer (411284)
- MGS 6 Metal Supply Grill (411242)
- PT6 Attic Thermostat (494085)
- WC 15 Speed control (411102)
- DHS 05 Humidity/Fan control (494044)
- FD60EM Electronic timer (411386)
- IG 6 Inlet Guard (411109)
- IR 6 Iris Damper (411236)
- MGE 6 Metal Exhaust Grill (411371)
- PBV6 Bath Fan Grill (412261)
- RSK 6 Backdraft Damper (411114)

Documents

- 400017 FG/K IOM EN
- 450369 FG Submittal Sheet EN.pdf
- E2326 FG-FR-FKD BR EN pages
- FG_AC_CSI_SPECIFICATION.ZIP

CSI Specification

Please note that the CSI Specification has been moved under the Documentation Tab.