

# Submittal Data

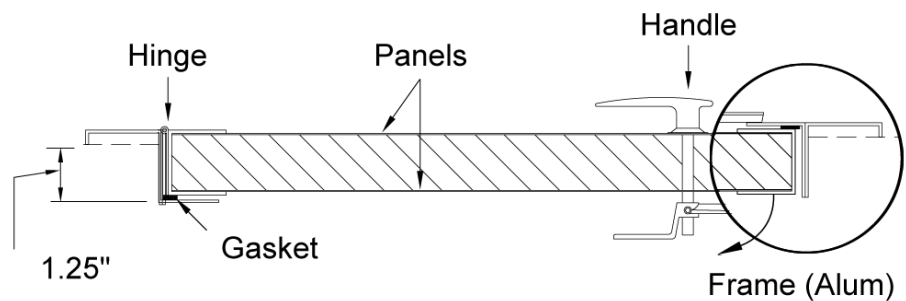
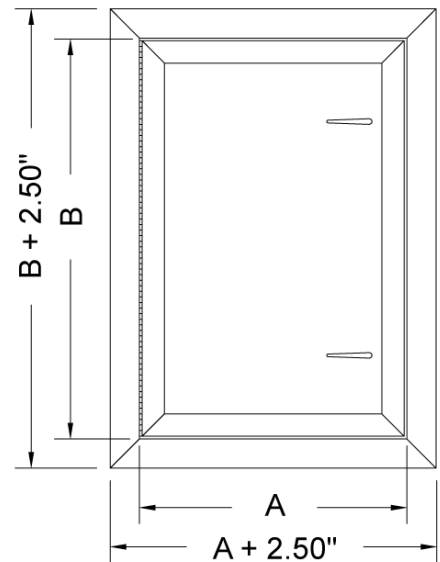

## Model WIAD Walk-In Access Door

### Standard Construction

- + 24 Gauge Galvanized Steel
- + .060 Extruded Aluminum Frame
- + 1" Thick Fiberglass Insulation
- + 1¼" Wide Flange
- + Polyethylene Foam Closed Gasket
- + Piano Hinge on One Side
- + 2 Handles - ¾" shaft shipped loose
- + Rated for up to 4.5" static pressure when properly installed

### Options

- + Aluminum Construction
- + Additional Handles
- + Locking Handles
- + Heavier gauge door panels
- + Plexiglass Port (Single/Double Pane)
- + Custom Sizes



*Buckley Associates, Inc.*

Manufactured by Buckley Associates, Inc, Hanover, Massachusetts  
Sheet Metal Union Local 17.

WIAD  
2019

