
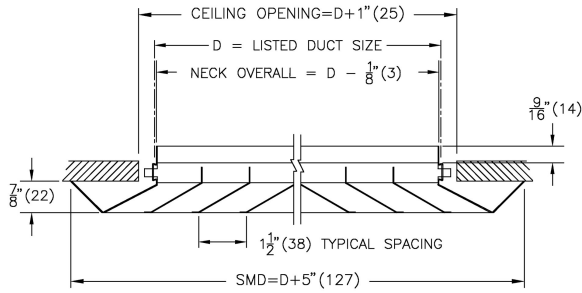


**SMD Steel Modular Directional Diffuser**

**Core Style:** 2S 2-Way, Style S for Square Inlet Neck



**Border:** 6 Bevelled Frame Surface Mount



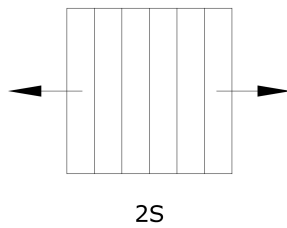
**Notes:**

- Cores sized in increments of 3" (76) in both directions
- Directional core removable at diffuser face
- Factory tolerance  $\pm 1/32"$  (1)

**Material:**

- Steel Construction

**Plan View:**



**Finish:**

- B12: Standard White

**PROJECT:** ODD STOCK  
**ENGINEER:**  
**DESCRIPTION:** Steel Louvered Directional Diffuser  
SMD//I/12/12/6/2S//B12

**SUBMITTAL NO:** 258515-C  
**CUSTOMER:**

**SUBMITTAL DATE:** 2/3/2021