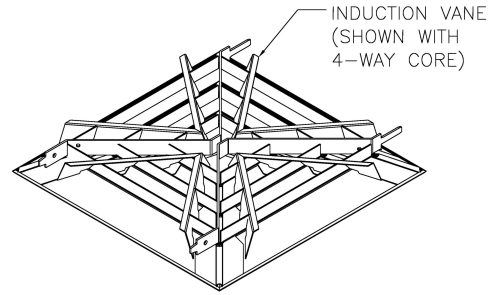
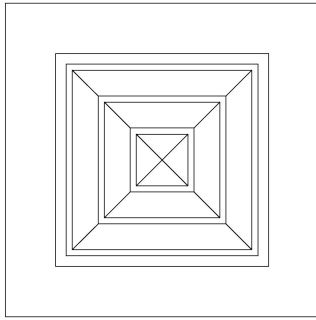
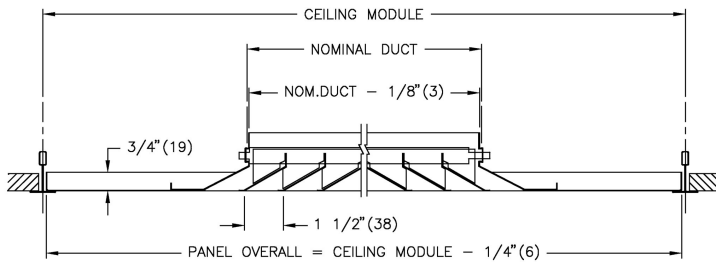


SMX Steel Louvered High Induction Diffuser

Core Style: 4A 4-Way, Style A for Square Inlet Neck



Border: 3P Steel T-Bar Panel Lay-In 1" (25)



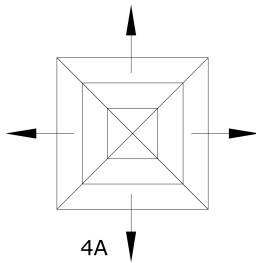
Notes:

- Cores sized in increments of 3" (76) in both directions
- Directional core removable at diffuser face
- Factory tolerance $\pm 1/32"$ (1)

Material:

- Steel construction

Plan View:



Finish:

- B12: Standard White

PROJECT:
ENGINEER:
DESCRIPTION: Steel Louvered High Induction Diffuser
 SMX///12/12/3P/4A/////B12

SUBMITTAL NO: 258538-B
CUSTOMER:

SUBMITTAL DATE: 6/24/2020