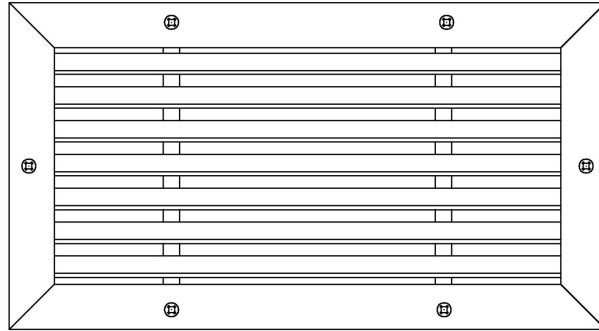
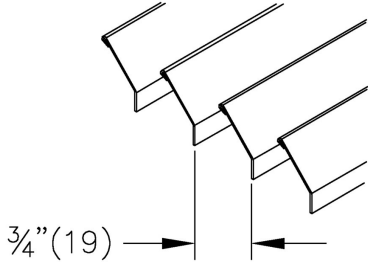


**630-1-2 Alum Return Grille, 45deg Blades, 3/4" Spacing**

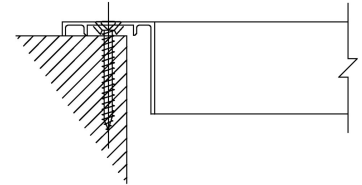
**Core Style:**

Single Deflection

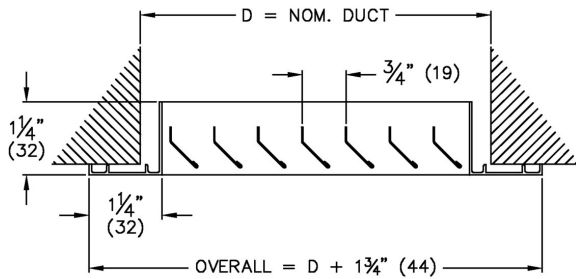


**Fastening:**

A: Countersunk Screwholes c/w Screws



**Border:** F 1 1/4" (32) Flat Frame Standard



**Material:**

- Aluminum

**Finish:**

- B12 - Standard White

**Notes:**

- Blades parallel to Long dimension
- 45° Deflection roll formed blades on 3/4" (19) centers
- Factory tolerance  $\pm 1/32"$  (1)
- Mullions are included when blades are parallel to nominal size dimension larger than 8" (203).

**PROJECT:**  
**ENGINEER:**  
**DESCRIPTION:** Alum Return Grille, 45deg Blades, 3/4" Spacing  
630-1-2//10.000/10.000/SM/F////L/A////B12

**SUBMITTAL NO:** 269136  
**CUSTOMER:**

**SUBMITTAL DATE:** 6/24/2020