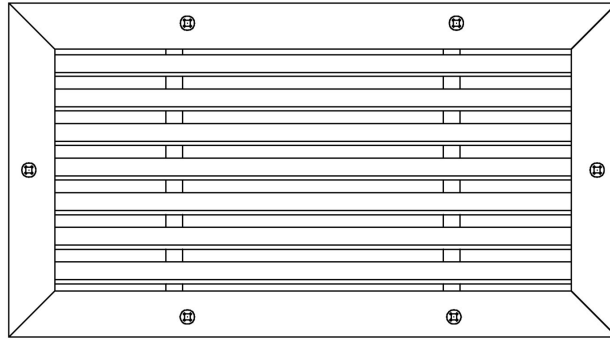
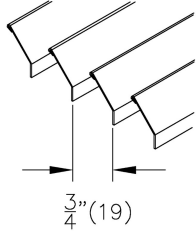


530 Louvered Steel Return Grille – 3/4" Blade Spacing, 45° Single Deflection

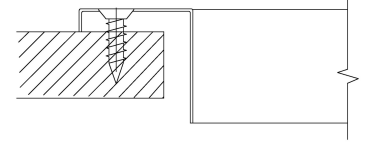
Core Style:

Single Deflection



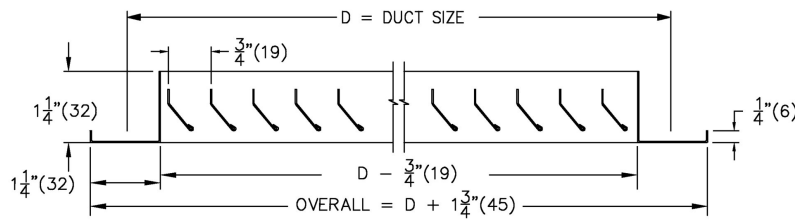
Fastening:

A: Countersunk Screwholes with Screws



Border: F

1 1/4" (32) Flat Frame



Material:

- Steel

Finish:

- B12 - Standard White

Notes:

- Blades parallel to Long dimension
- 45° Deflection roll formed blades on 3/4" (19) centers
- Factory tolerance $\pm 1/32$ " (1)

PROJECT:
ENGINEER:
DESCRIPTION: Steel Return Grille, 45 Deg Blades, 3/4" Spacing
530///10.000/10.000/F/L///A//SW/B12

SUBMITTAL NO: 258306
CUSTOMER:

SUBMITTAL DATE: 6/24/2020