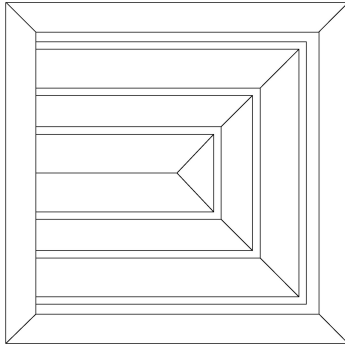
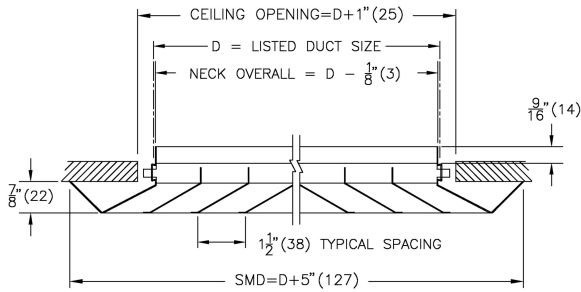


SMD Steel Modular Directional Diffuser

Core Style: 3A 3-Way, Style A for Square Inlet Neck



Border: 6 Bevelled Frame Surface Mount



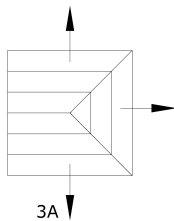
Notes:

- Cores sized in increments of 3" (76) in both directions
- Directional core removable at diffuser face
- Factory tolerance $\pm 1/32"$ (1)

Material:

- Steel Construction

Plan View:



Finish:

- B12: Standard White

PROJECT: ODD STOCK
ENGINEER:
DESCRIPTION: Steel Louvered Directional Diffuser
 SMD//I/9/9/6/3A//B12

SUBMITTAL NO: 258515-C
CUSTOMER:

SUBMITTAL DATE: 2/3/2021