

**POWER REQUIREMENTS:**

- 24VAC, 47-63 Hz, 6VA, HALF-WAVE RECTIFIED, TERMINAL BLOCK

**AMBIENT RATINGS:**

- 32 DEG F TO 131 DEG F (0 DEG C TO 50 DEG C), 10-90% Rh (NON-CONDENSING)

**INPUTS:**

[2] ANALOG INPUTS:

- [1] THERMOSTAT INPUT, TYPE J 10KOHM TEMPERATURE SENSOR (RJ45 CONNECTION)
- [1] THERMISTOR SENSOR, TYPE J 10KOHM THERMISTOR (SAT SENSOR)

[1] BINARY INPUT, DRY CONTACT, CONFIGURABLE

[2] ANALOG INPUTS, 0-10 VDC INPUT, 20KOHM INPUT IMPEDANCE

[1] AIRFLOW TRANSDUCER

**OUTPUTS:**

[2] ANALOG OUTPUTS, MAX 10mA EACH, CONFIGURABLE:

- [ECM FAN, HEAT, COOL, AUXILIARY, DISABLED]

[2] BINARY OUTPUTS, MAX 0.5 AMPS EACH, CONFIGURABLE, MAX 1 AMP TOTAL, SWITCHED HOT OR COMMON

- [FAN, HEAT 1, HEAT 2, HEAT 3, COOL, AUX 1, AUX 2, LIGHTS, DISABLED]

**COMMUNICATION PORTS:**

- BACNET MS/TP MODULE WITH 3-POSITION TERMINAL BLOCK (COMMUNICATION SPEEDS: 9600, 19200, 38400, 76800 (DEFAULT))
- [1] RJ45 PORT, THERMOSTAT CONNECTION

**SIZE AND WEIGHT**

8.25" x 5.12" x 2.50" (LxWxH) AT 1.4 LBS (635G)

**WEB SERVER BACNET POINTS:**

11 NODES/POINTS

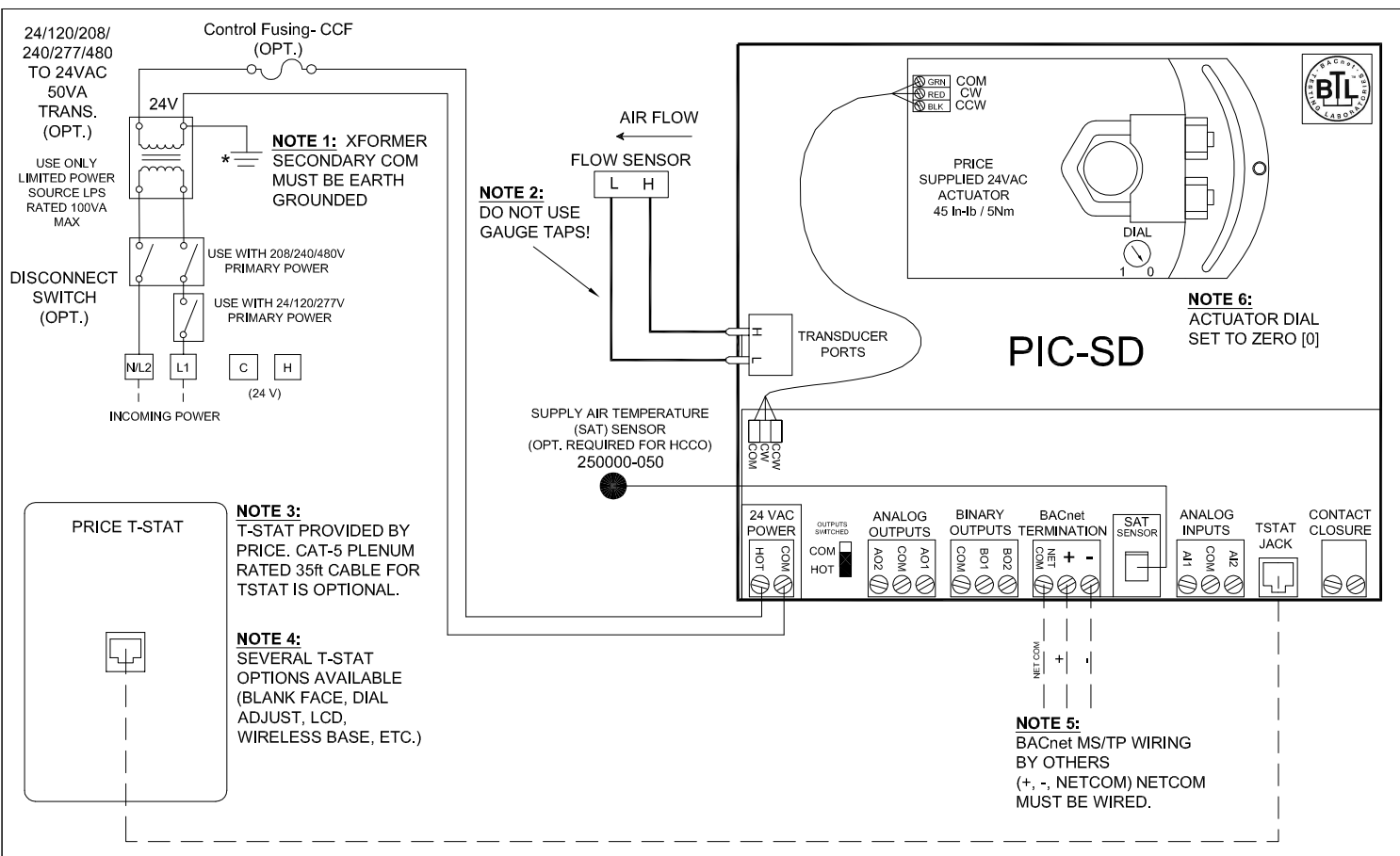
**NOTE:**

BACnet (MS/TP) Terminal Connections must be 3 wire +, -, NETCOM

\*NETCOM wire MUST be connected at each device\*

ALL METRIC DIMENSIONS ( ) ARE SOFT CONVERTED. IMPERIAL DIMENSIONS ARE CONVERTED TO METRIC AND ROUNDED TO THE NEAREST MILLIMETER.

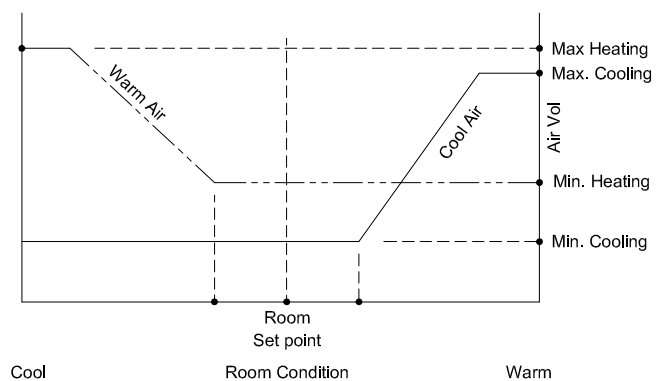
<b>PROJECT:</b>		<b>PRICE®</b>	
<b>ENGINEER:</b>		<i>SF</i>	<b>PIC-SD DDC</b> PRICE INTELLIGENT CONTROLLER-SD
<b>CUSTOMER:</b>		270462	
<b>SUBMITTAL DATE:</b> 6/24/2020	<b>SPEC. SYMBOL:</b> PICSD-CONTROLS	2020/02/25	



**LEGEND**

- FACTORY FLOW SENSOR TUBING
- FACTORY ELECTRICAL WIRING
- FIELD ELECTRICAL WIRING

**CONTROL GRAPH**



**Sequence of Operation (PIC-SD) -- Heat/cool changeover OR Cooling only, Pressure Independent**

On power up the damper will calibrate closed for 2 minutes.  
**\*\*If no SAT sensor is present, the controller assumes Cool supply air at all times\*\***

**Cool supply air:** On an increase in space temperature the controller regulates the actuator to open the VAV damper and increase the flow of cool air. On an increase of space temperature greater than the cooling proportional band, the airflow is maintained at its pre-selected maximum setting.

On a decrease in space temperature the controller regulates the actuator to close the VAV damper and reduce the flow of cool air. If the space temperature decreases to less than the cooling proportional band, the airflow is maintained at the pre-selected minimum setting.

**Warm supply air:** On a decrease in space temperature the controller regulates the actuator to open the VAV damper and increase the flow of warm air. On a decrease of space temperature greater than the heating proportional band, the airflow is maintained at its pre-selected maximum setting.

On an increase in space temperature the controller regulates the actuator to close the VAV damper and reduce the flow of warm air. If the space temperature increases above the heating proportional band, the airflow is maintained at the pre-selected minimum setting.

**PROJECT:**

**ENGINEER:**

**CUSTOMER:**

**SUBMITTAL DATE:** 6/24/2020

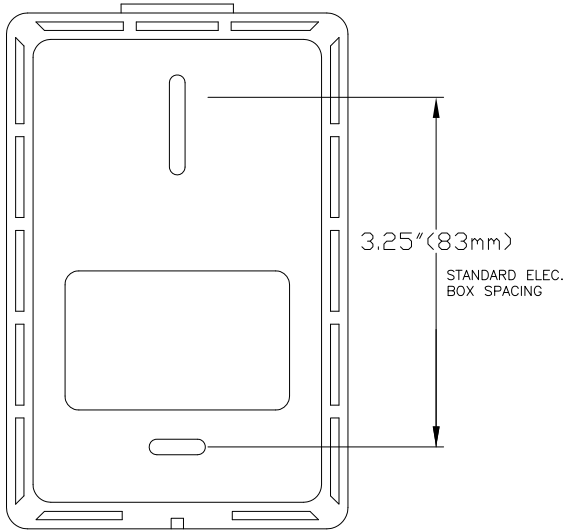
**SPEC. SYMBOL:** PICSD-CONTROLS

PRICE<sup>®</sup>

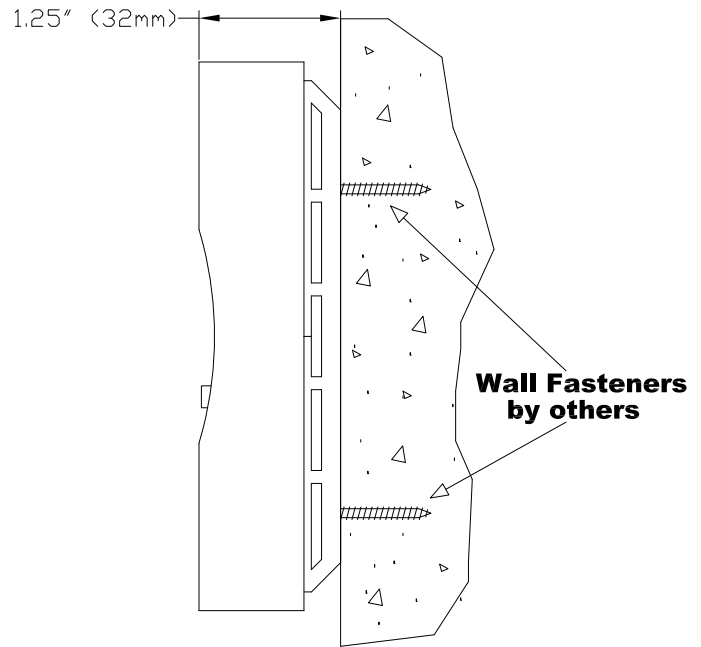
264666	<b>SINGLE DUCT PIC-SD DDC</b> PRESSURE INDEPENDENT HEAT/COOL C/O OR COOLING ONLY NO LOCAL REHEAT CONTROL FACTORY WIRED
2019/03/19	

**Price LCD Thermostat  
PART# 250052-100**

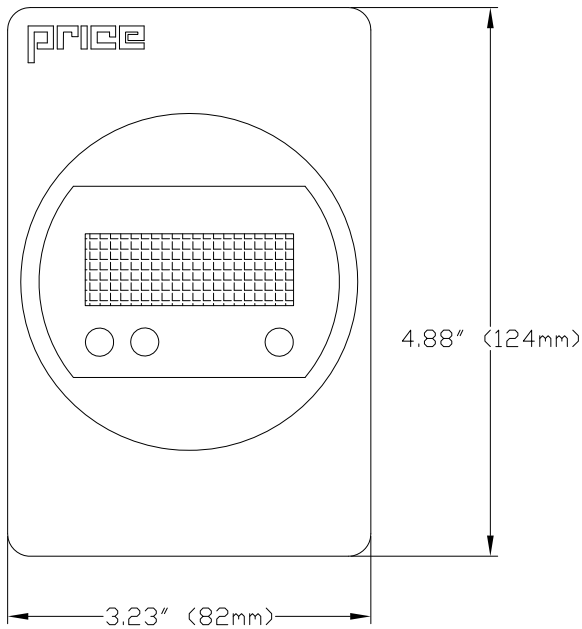
**Backplate - Rear View**



**Surface Mount Detail**



**Face View**



**SPECIFICATIONS:**

**POWER REQUIREMENTS:**

- POWER IS SUPPLIED FROM THE MAIN CONTROLLER (PIC, PRODIGY, ETC.)

**COMMUNICATION PORT:**

- RJ-45 CONNECTION TO THE MAIN CONTROLLER
- RJ-12 SERVICE PORT

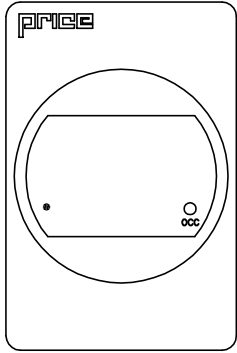
**FEATURES:**

- ROOM TEMPERATURE IS MEASURED BY AN INTERNAL 10K TYPE J THERMISTOR WITH AN ACCURACY OF +/- 0.5°F FROM 55°F TO 85°F (+/- 0.25°C FROM 13°C TO 25°C)
- LCD SCREEN WITH BACKLIGHT
- PUSH BUTTON SETPOINT ADJUSTMENT
- SYSTEM SETUP AND BALANCING DIRECTLY FROM THERMOSTAT

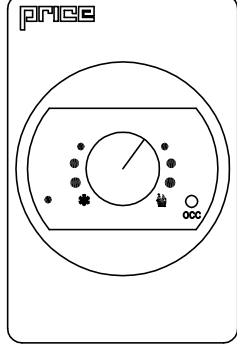
ALL METRIC DIMENSIONS ( ) ARE SOFT CONVERTED. IMPERIAL DIMENSIONS ARE CONVERTED TO METRIC AND ROUNDED TO THE NEAREST MILLIMETER.

<b>PROJECT:</b>		<b>PRICE®</b>
<b>ENGINEER:</b>		
<b>CUSTOMER:</b>		<b>CONTROLS</b>
<b>SUBMITTAL DATE:</b> 6/24/2020		PRICE LCD THERMOSTAT
<b>SPEC. SYMBOL:</b> PICSD-CONTROLS		250052
		2018/12/20

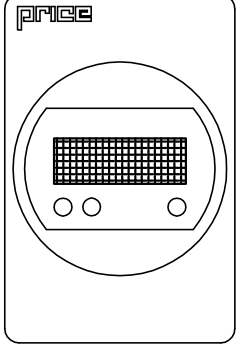
**THERMOSTATS FOR USE WITH PRICE INTELLIGENT CONTROLLER**



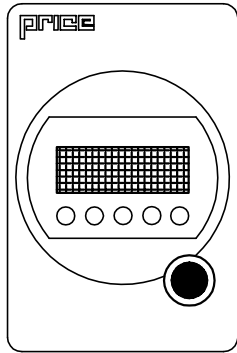
SENS – THERMOSTAT SENSOR WITH BLANK FACE



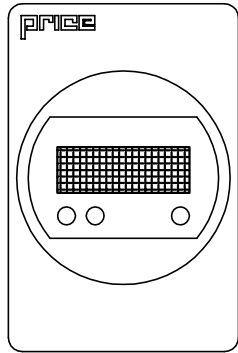
DIAL – THERMOSTAT WITH DIAL SETPOINT ADJUSTMENT



F – LCD THERMOSTAT (°F)  
 C – LCD THERMOSTAT (°C)

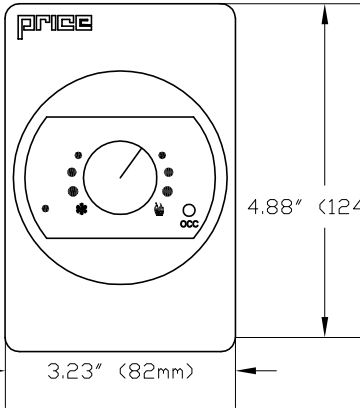


MOT-F – LCD THERMOSTAT WITH MOTION SENSOR (°F)  
 MOT-C – LCD THERMOSTAT WITH MOTION SENSOR (°C)



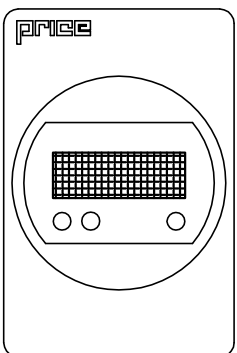
**WIRELESS BASE RECEIVER**

WIRELESSD – WIRELESS THERMOSTAT WITH DIAL SETPOINT ADJUSTMENT



**WIRELESS REMOTE DIAL THERMOSTAT**

4.88" (124mm)  
 3.23" (82mm)



CO2H – LCD THERMOSTAT CO<sub>2</sub> AND HUMIDITY SENSORS (°F)  
 CO2H – LCD THERMOSTAT CO<sub>2</sub> AND HUMIDITY SENSORS (°C)

**NOTE:**

- THERMOSTATS ARE WALL MOUNTED
- ALL THERMOSTAT SHARE THE SAME DIMENSIONS (TYPICAL)
- RJ-45 CONNECTION ON BACK SIDE OF THERMOSTATS FOR EASE OF INSTALLATION (EXCLUDING WIRELESS)
- RJ-45 CONNECTION NOT TO EXCEED 70 FT. (21.3m) ON ALL MODELS

**OPTION:**

- NETC35 – 35 FT. (10.7m) PLENUM RATED CABLE FOR CONNECTION TO PRICE INTELLIGENT CONTROLLER

ALL METRIC DIMENSIONS ( ) ARE SOFT CONVERTED. IMPERIAL DIMENSIONS ARE CONVERTED TO METRIC AND ROUNDED TO THE NEAREST MILLIMETER.

<b>PROJECT:</b>		<b>PRICE</b> <sup>®</sup>	
<b>ENGINEER:</b>			
<b>CUSTOMER:</b>		T-STAT PIC INTELLIGENT CONTROLLER-SD SERIES	
<b>SUBMITTAL DATE:</b> 6/24/2020	<b>SPEC. SYMBOL:</b> PICSD-CONTROLS	270462	2020/02/25