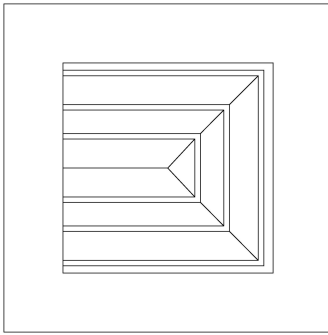
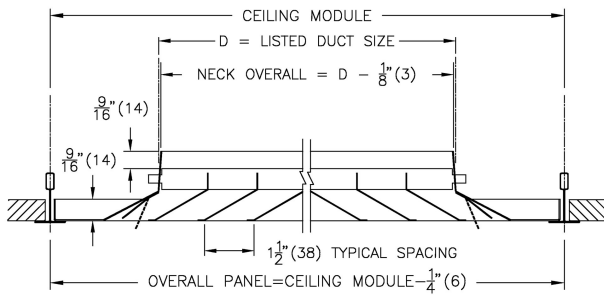


SMDA Steel Modular Directional Diffuser

Core Style: 3A 3-Way, Style A for Square Inlet Neck



Border: 3P Steel T-Bar Panel Lay-In 1" (25)



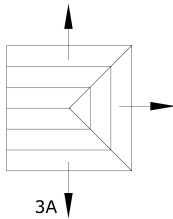
Notes:

- Cores sized in increments of 3" (76) in both directions
- Air Discharge pattern is field adjustable from horizontal to vertical
- Directional core removable at diffuser face
- Factory tolerance $\pm 1/32"$ (1)

Material:

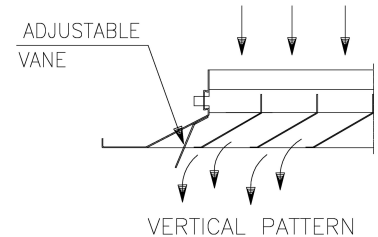
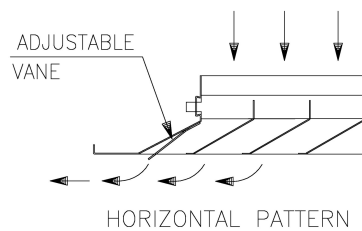
- Steel Construction
- Panel: Steel

Plan View:



Finish:

- B12: Standard White



PROJECT: price odd stock
ENGINEER:
DESCRIPTION: Adjustable Steel Louvered Directional Diffuser
SMDA//12/12/3P/3A/24/24//B12

SUBMITTAL NO: 260423-C
CUSTOMER:

SUBMITTAL DATE: 9/16/2020