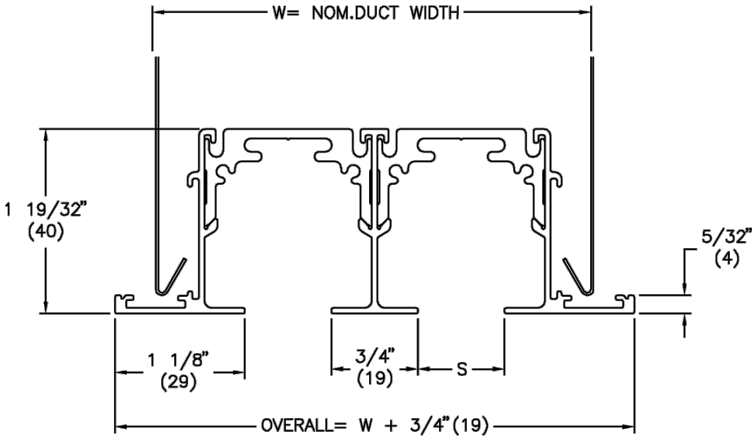


SDR100 1" Slot Linear Return

2 – Flange Frame, Concealed Mounting

Slot Quantity	W
2	4 1/4



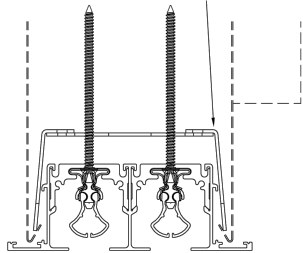
Face Overall Length = Nom. Length

**Finish:**

- B12: Standard White

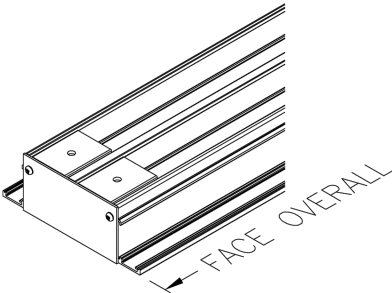
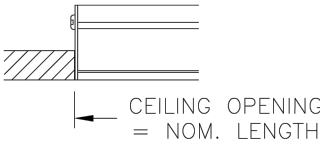
**Mounting:**

CONCEALED MOUNTING  
BRACKETS (INCLUDED)



**End Conditions:** ZZ

Screw Mounted Flush End Cap



**Notes:**

- Extruded aluminum frame
  - Factory tolerance  $\pm 1/32"$  (1)
- For use with Type 2 SDB/SDA series plenums, or with UP/UPL plenums
- Hemmed duct (by others)
  - Screwheads extend 1/8" (3) beyond opening dimension on Z ends.
  - See installation instruction I100042

**PROJECT:** price odd stock  
**ENGINEER:**  
**DESCRIPTION:** Linear Slot Return, 1" Slot  
SDR100//1/48.000/2/2////ZZ//B12

**SUBMITTAL NO:** 258375-B  
**CUSTOMER:**

**SUBMITTAL DATE:** 9/16/2020