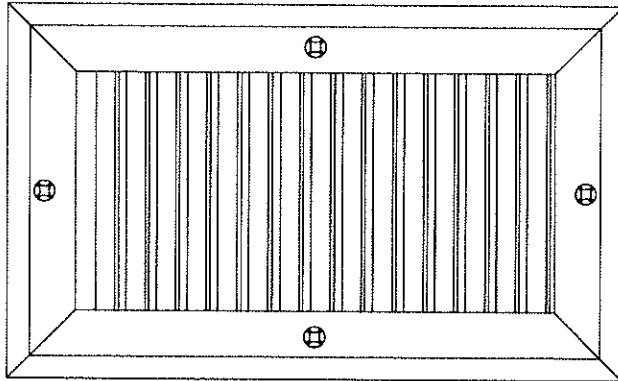
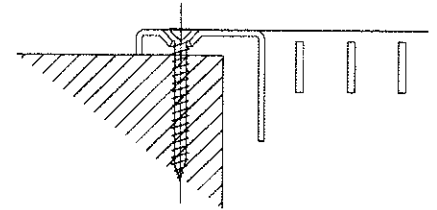


91 Steel Gymnasium Grille – 45° Deflection, 3/8" Blade Spacing



Fastening:

A: Countersunk screwholes with standard screws

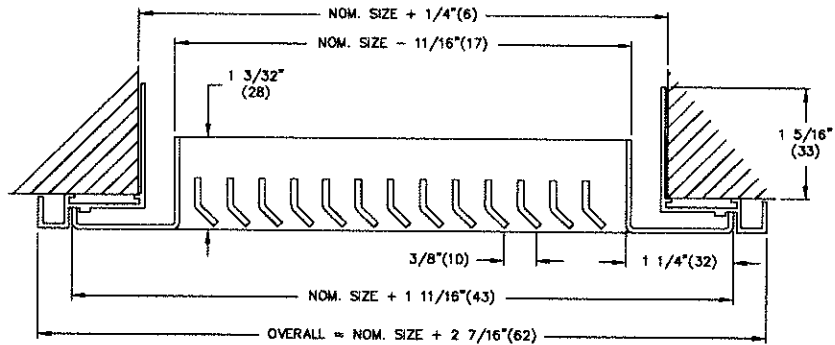


Border: F

1 1/4"(32) Flat Frame

Mounting: D

3/8" (10) Flat border



Notes:

- Louver blades are parallel to the short dimension
- Louver blades are fixed
- 45° deflection blades on 3/8" centers
- Oversized units are supplied with duct mounting channels
- Factory tolerance ± 1/32" (1)

Material:

- Frame: 16 Gauge Steel
- Mounting Frame: Extruded Aluminum
- Blades: 14 Gauge Steel
- Mullions: 20 Gauge Steel
- Mullion Pins: 1/8" (3) Steel

Finish:

- B12: White Powder Coat

PROJECT: MORAN SHEET METAL

ENGINEER:

DESCRIPTION: Steel Gym Grille, 45degree Angle, 3/8" Spacing

91//172.000/48.000//S//D/A//B12

SUBMITTAL NO: 260722-A

CUSTOMER:

SUBMITTAL DATE: 1/3/2017