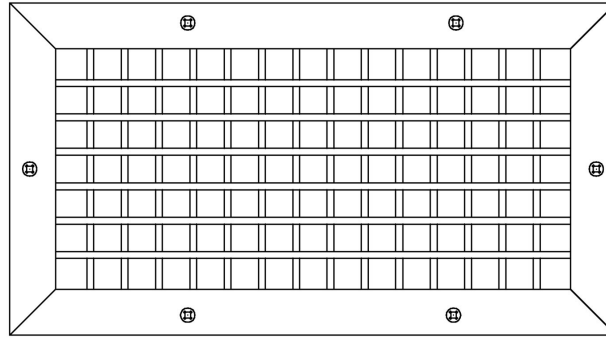
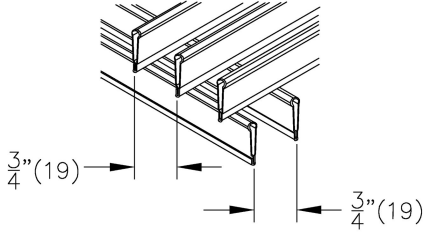


**720 Louvered SS Supply Grille – 3/4" Blade Spacing, Double Deflection**

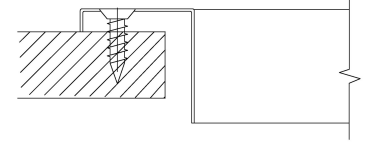
**Core Style:**

Double Deflection



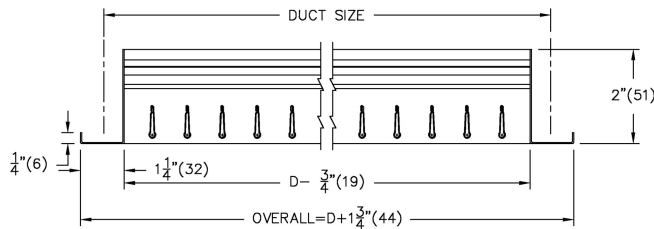
**Fastening:**

A: Countersunk Screwholes with Screw



**Border: F**

1 1/4" (32) Flat Frame



**Material:**

- 304 Stainless Steel

**Finish:**

- Frame: #4 - Polished Face
- Blades: 2B finish

**Notes:**

- Front blades parallel to Long dimension
- Individually adjustable roll formed blades on 3/4" (19) centers
- Factory tolerance ± 1/32" (1)

**PROJECT:** price odd stock  
**ENGINEER:**  
**DESCRIPTION:** Louvered SS Double Deflection Grille  
720//12.000/10.000/F/L//A//#4

**SUBMITTAL NO:** 258374  
**CUSTOMER:**

**SUBMITTAL DATE:** 9/16/2020