
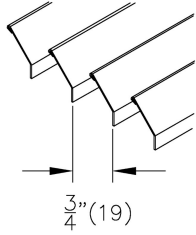


**530 Louvered Steel Return Grille – 3/4" Blade Spacing, 45° Single Deflection**

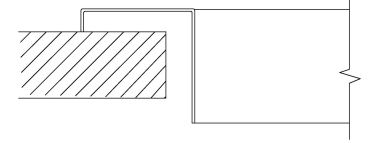
**Core Style:**

Single Deflection



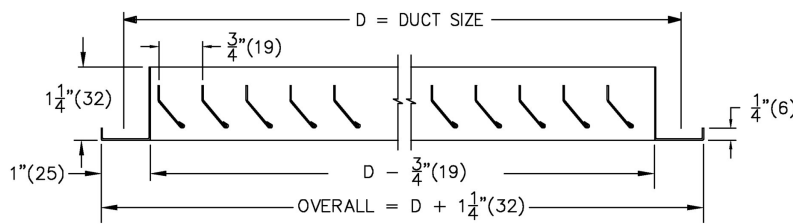
**Fastening:**

0: No screwholes, fastening by others



**Border:** N

1" (25) Narrow Frame



**Material:**

- Steel

**Finish:**

- B12 - Standard White

**Notes:**

- Blades parallel to Long dimension
- 45° Deflection roll formed blades on 3/4" (19) centers
- Factory tolerance  $\pm 1/32"$  (1)

**PROJECT:** price odd stock  
**ENGINEER:**  
**DESCRIPTION:** Steel Return Grille, 45 Deg Blades, 3/4" Spacing  
530//I/24.000/24.000/N/L//I/0//SW/B12

**SUBMITTAL NO:** 258306  
**CUSTOMER:**

**SUBMITTAL DATE:** 9/16/2020